


Create your own WILD WALL SCENE 2




ASSEMBLY 2





Using the 6 basic tree elements you can create the tree of your choice...
The possibilities are endless!

To create the tree shown, simply grab your 3 tree pack sheets and match the pieces accordingly.

Note: 2 identical trees can be created using the 3 tree sheets.

TREE PACK SHEET



-  Trunk pieces
-  Branch pieces
-  Leaves
-  Corners

3

Continue moving down the trunk until all branch & corner pieces are used up.

2

Create the branches by using the branch & corner pieces. We recommend starting at the top of the trunk & continuing down.

4

Finish off by adding all the leaves!

5

Use the remaining pieces to create your second tree!

1

Start by assembling the trunk pieces.

