

Create your own WILD WALL SCENE 4




## ASSEMBLY 4




Using the 6 basic tree elements you can create the tree of your choice...  
The possibilities are endless!

To create the tree shown,  
simply grab your 3 tree  
pack sheets and match the  
pieces accordingly.

Then use the remaining tree  
pieces to create hanging vines.

### TREE PACK SHEET



-  Trunk pieces
-  Branch pieces
-  Leaves
-  Corners

3  
Continue moving down the  
trunk until all branch &  
corner pieces are used up.

5  
Use the remaining  
pieces to create hanging  
vine from the ceiling.

2  
Create the branches by  
using the branch & corner  
pieces. We recommend  
starting at the top of the  
trunk & continuing down.

4  
Finish off by adding  
all the leaves!

1  
Start by assembling  
the trunk pieces.

