


Create your own WILD WALL SCENE 1



# Geo


TREE »→

## ASSEMBLY 1


Using the 6 basic tree elements you can create the tree of your choice... The possibilities are endless!

To create the tree shown, simply grab your 3 tree pack sheets and match the pieces accordingly.

### TREE PACK SHEET



- Trunk pieces
- Branch pieces
- Leaves
- Corners



3  
Continue moving down the trunk until all branch & corner pieces are used up.

2  
Create the branches by using the branch & corner pieces. We recommend starting at the top of the trunk & continuing down.

4  
Finish off by adding all the leaves!

1  
Start by assembling the trunk pieces.